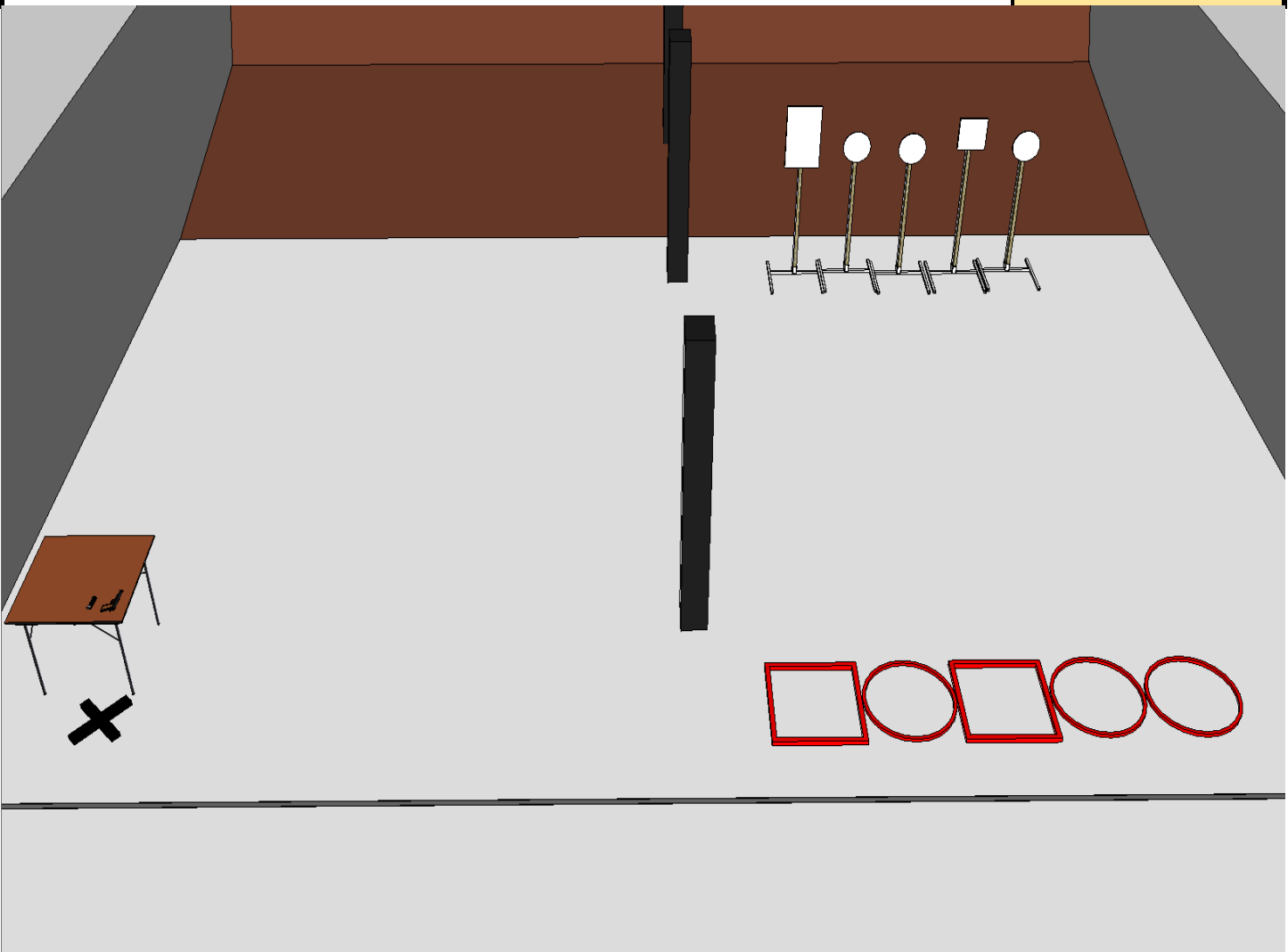


# Dallas Action Pistol Shooters

## Stage 1

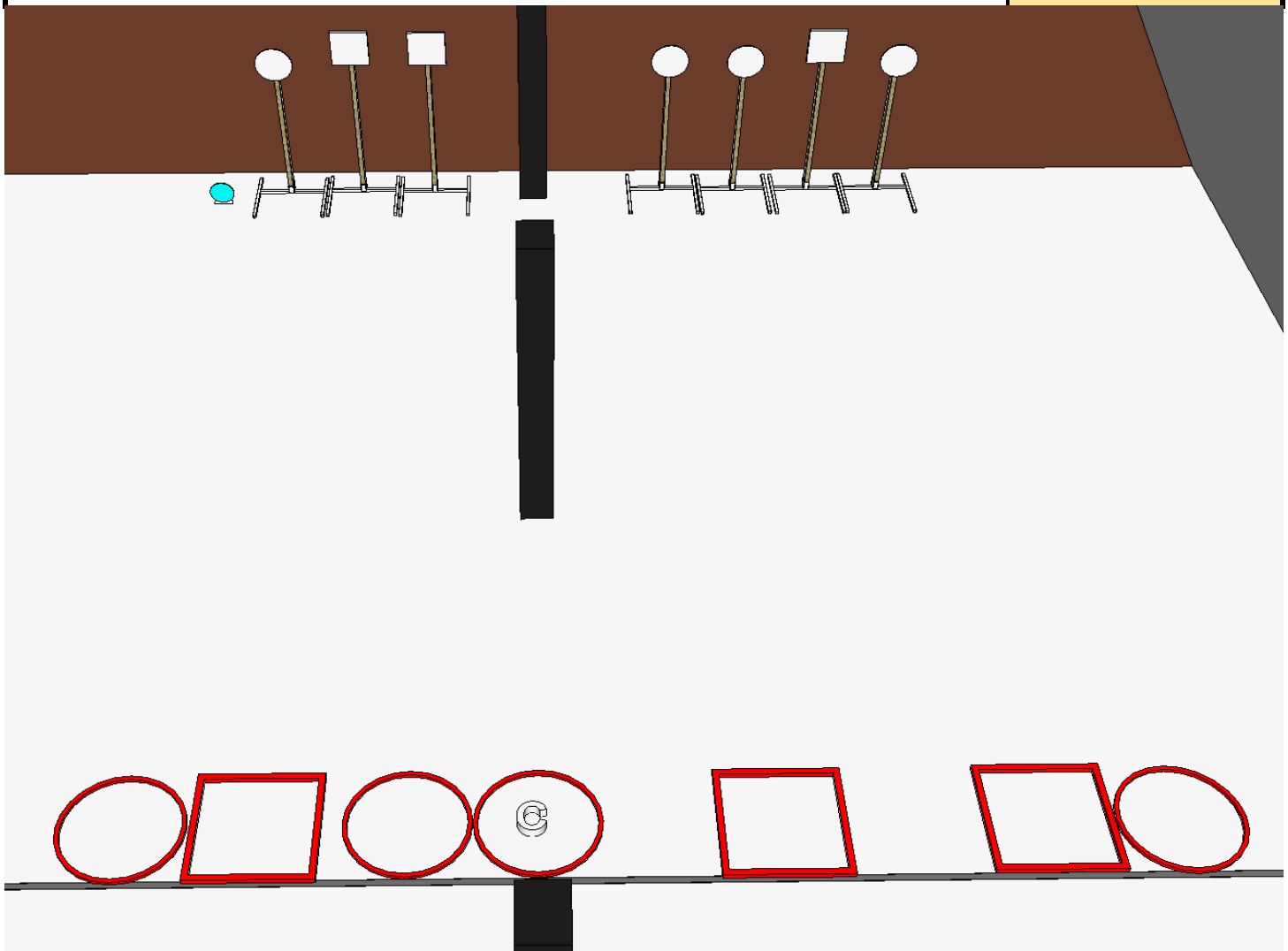
Start Position	Scoring																		
Standing behind table, facing downrange, firearm unloaded & on table. Wrists above shoulders. FIRST magazine on table.  <b>NOTE:</b> Do <u>NOT</u> place your firearm on table prior to the <b>Make Ready</b> command!	<table border="1"> <tr> <td>Type</td> <td>Unlimited</td> </tr> <tr> <td> </td> <td> </td> </tr> <tr> <td> </td> <td> </td> </tr> <tr> <td> </td> <td> </td> </tr> <tr> <td>Total Rounds</td> <td>17</td> </tr> </table>	Type	Unlimited							Total Rounds	17								
Type	Unlimited																		
Total Rounds	17																		
Stage Procedure	Build List																		
On audible signal, load firearm with FIRST magazine and engage: - Circles from hoops, - Squares & Rectangles from boxes.  Circles get 1 round each, Squares and Rectangles get 2 rounds each.  Shoot from all hoops & boxes.	<table border="1"> <tr> <td>15x24 (big)</td> <td>1</td> </tr> <tr> <td>10x10 (med sq)</td> <td>1</td> </tr> <tr> <td>6x12 (small rec)</td> <td>0</td> </tr> <tr> <td>12" circle</td> <td>3</td> </tr> <tr> <td>Sm. Bonus cir</td> <td>0</td> </tr> <tr> <td>Stand Base</td> <td>5</td> </tr> <tr> <td>Stand Feet</td> <td>10</td> </tr> <tr> <td>Shooting Boxes</td> <td>2</td> </tr> <tr> <td>Shooting Hoops</td> <td>3</td> </tr> </table>	15x24 (big)	1	10x10 (med sq)	1	6x12 (small rec)	0	12" circle	3	Sm. Bonus cir	0	Stand Base	5	Stand Feet	10	Shooting Boxes	2	Shooting Hoops	3
15x24 (big)	1																		
10x10 (med sq)	1																		
6x12 (small rec)	0																		
12" circle	3																		
Sm. Bonus cir	0																		
Stand Base	5																		
Stand Feet	10																		
Shooting Boxes	2																		
Shooting Hoops	3																		



# Dallas Action Pistol Shooters

## Stage 2

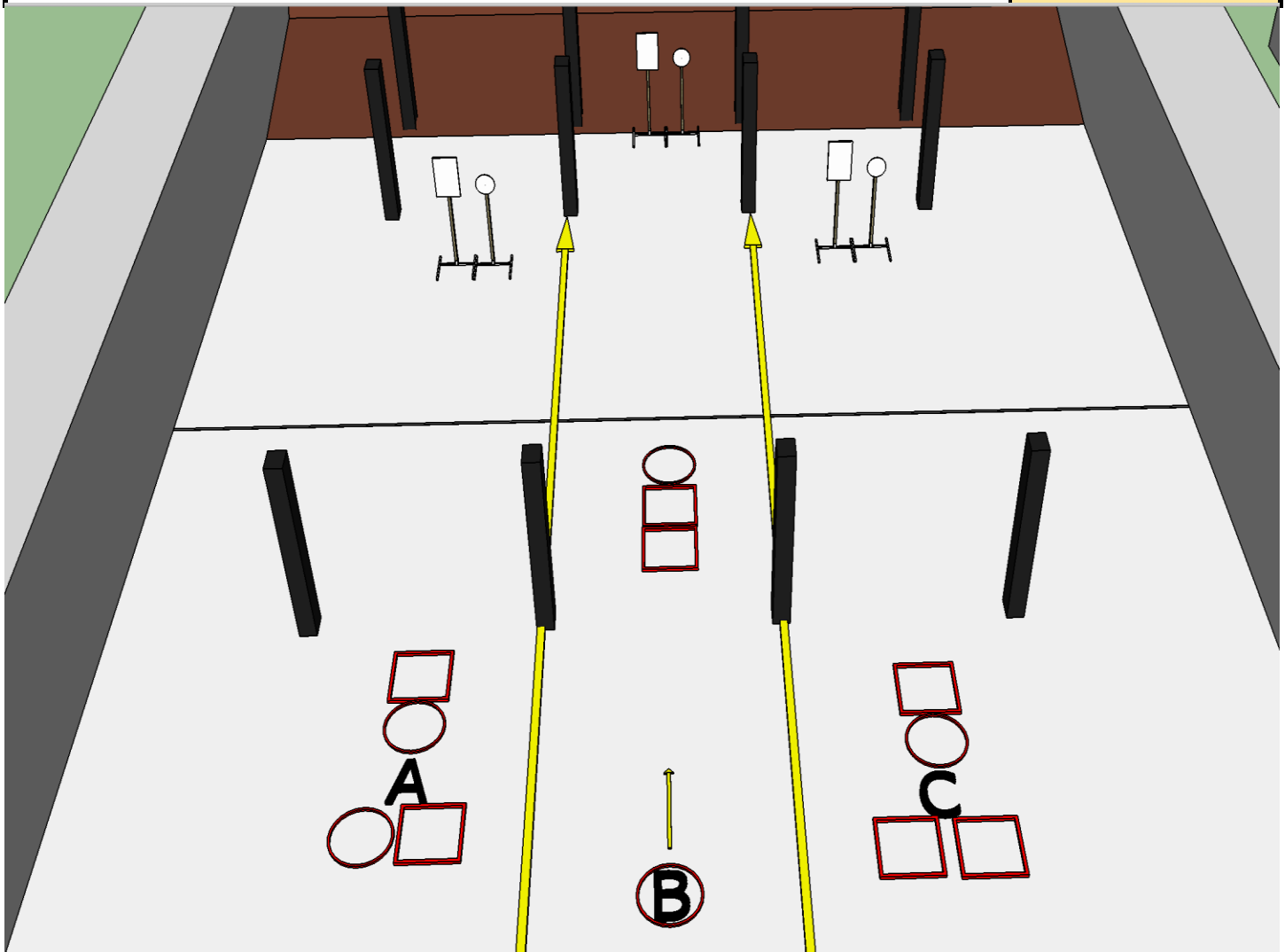
Start Position	Scoring																				
Standing in any hoop, facing downrange, firearm loaded. Handgun holstered, palms touching head; PCC muzzle aiming at the bonus plate.	<table border="1"> <tr> <td>Type</td> <td>Unlimited</td> </tr> <tr> <td> </td> <td> </td> </tr> <tr> <td> </td> <td> </td> </tr> <tr> <td> </td> <td> </td> </tr> <tr> <td>Total Rounds</td> <td>10</td> </tr> </table>	Type	Unlimited							Total Rounds	10										
Type	Unlimited																				
Total Rounds	10																				
Stage Procedure	Build List																				
On audible signal, engage: - ONE UNIQUE Circle per hoop and ONE UNIQUE Square per box. Alternate engagement between hoops and boxes. Perform a mandatory reload before last round.  Circles get 1 round each, Squares get 2 rounds each. Shoot from all hoops & boxes.  <b>BONUS:</b> -3 for taking floor (bonus) plate from middle hoop C (without hitting PAR).	<table border="1"> <tr> <td>15x24 (big)</td> <td></td> </tr> <tr> <td>10x10 (med sq)</td> <td>3</td> </tr> <tr> <td>6x12 (small rec)</td> <td></td> </tr> <tr> <td>12" circle</td> <td>4</td> </tr> <tr> <td>7" Mini circle</td> <td>1</td> </tr> <tr> <td>Stand Base</td> <td>7</td> </tr> <tr> <td>Stand Feet</td> <td>14</td> </tr> <tr> <td>Shooting Boxes</td> <td>3</td> </tr> <tr> <td>Shooting Hoops</td> <td>4</td> </tr> <tr> <td>Barrels</td> <td></td> </tr> </table>	15x24 (big)		10x10 (med sq)	3	6x12 (small rec)		12" circle	4	7" Mini circle	1	Stand Base	7	Stand Feet	14	Shooting Boxes	3	Shooting Hoops	4	Barrels	
15x24 (big)																					
10x10 (med sq)	3																				
6x12 (small rec)																					
12" circle	4																				
7" Mini circle	1																				
Stand Base	7																				
Stand Feet	14																				
Shooting Boxes	3																				
Shooting Hoops	4																				
Barrels																					



# Dallas Action Pistol Shooters

## Stage 3

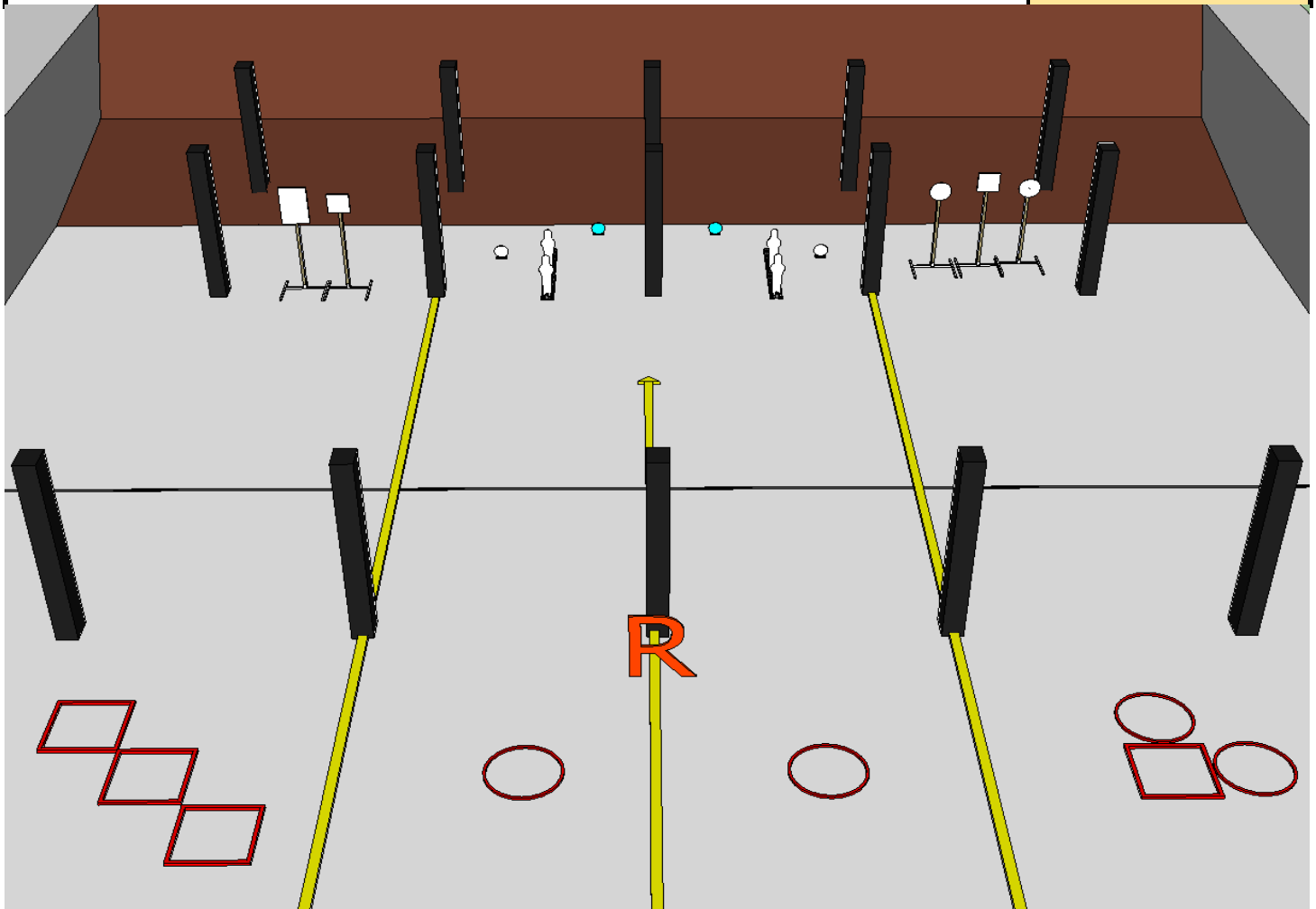
Start Position	Scoring
Standing in any box or hoop, facing downrange, firearm loaded. Handgun holstered, wrists below waist; PCC muzzle downrange.	Type Unlimited
	Total Rounds 19
Stage Procedure	Build List
On audible signal, engage Rectangle from boxes and Circle from hoops. Only engage targets directly in front of you, in your lane.	15x24 (big) 3
	10x10 (med sq)
From lane <b>A</b> , engage using <b>weak hand</b> only. From lane <b>B</b> , engage <b>freestyle</b> .	6x12 (small rec)
	12" circle 3
From lane <b>C</b> , engage using <b>strong hand</b> only. Rectangle gets 2 rounds each, Circle gets 1 round each.	Sm. Bonus circle
	Stand Base 6
Shoot from all hoops & boxes.	Stand Feet 12
	Shooting Boxes 7
	Shooting Hoops 5
	Poppers TX Star



# Dallas Action Pistol Shooters

## Stage 4

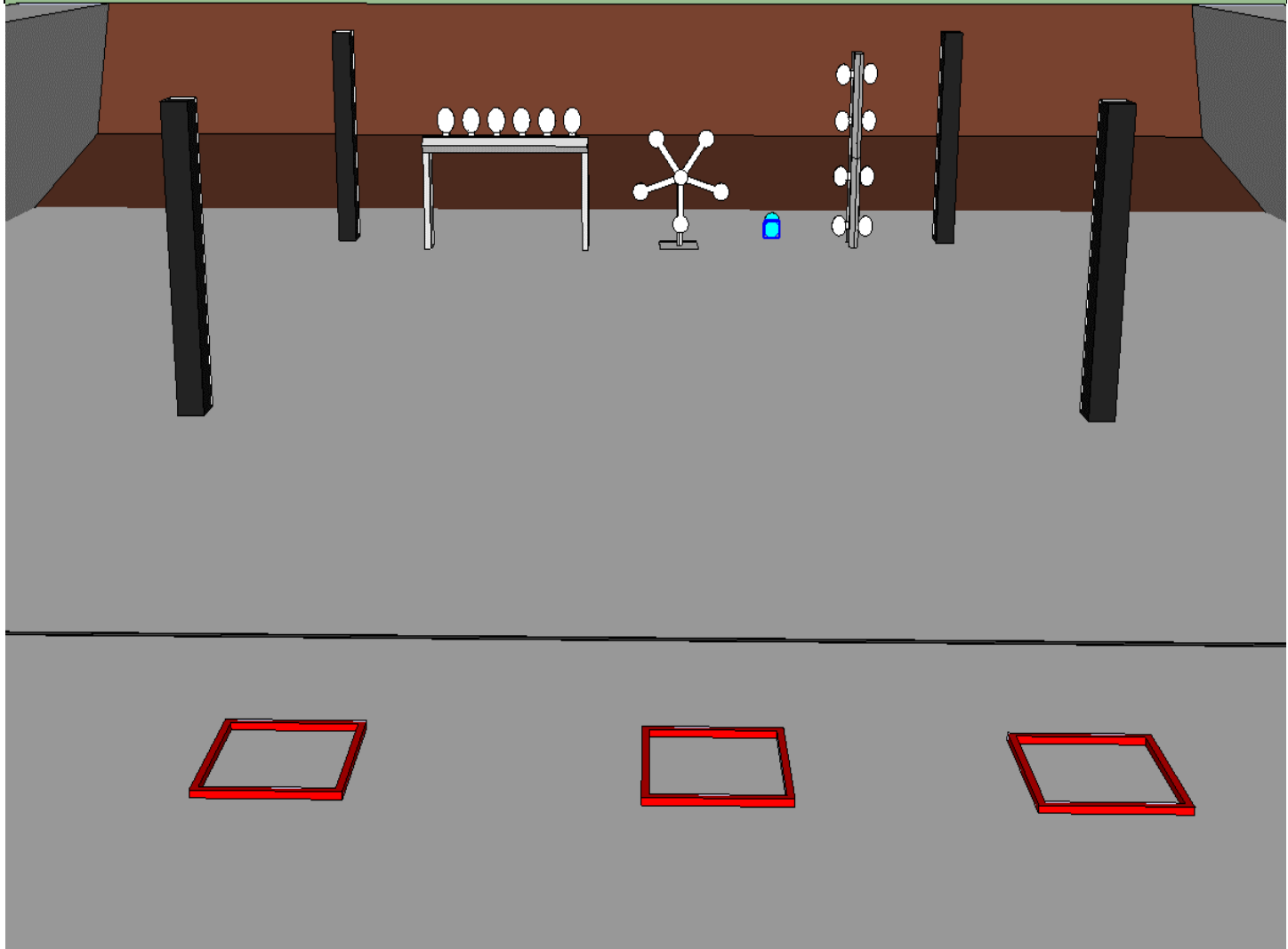
Start Position	Scoring
Standing in any box or hoop, facing downrange, firearm loaded. Handgun holstered, wrists below waist; PCC muzzle downrange.	Type Unlimited
	Total Rounds 24
Stage Procedure	Build List
On audible signal, only engage targets directly in front of you (in your lane). Engage Rectangles/Squares from boxes; Circles/Poppers & Floor plates from hoops. Initiate a mandatory reload before crossing the <b>R</b> line.	15x24 (big) 1
	10x10 (med sq) 2
Rectangles & Squares get 2 rounds each, Circles get 1 round each. Shoot from all hoops & boxes.	6x12 (small rec) 2
	12" circle 2
<b>BONUS:</b> -7 for knocking down <u>both</u> center floor bonus plates (without hitting PAR). <b>Note:</b> The 2 outer floor plates are <u>not optional plates</u> .	Sm. Bonus circle 2
	Stand Base 5
	Stand Feet 10
	Shooting Boxes 4
	Shooting Hoops 4
	Poppers 4
	4.5" Mini Circle 2



# Dallas Action Pistol Shooters

## Stage 5 - Bend Over

Start Position	Scoring																		
Firearm loaded. Facing downrange, standing in any box. Handgun holstered, PCC muzzle downrange.	<table border="1"> <tr> <td>Type</td> <td>Unlimited</td> </tr> <tr> <td>Hits:</td> <td>1 Hit Each</td> </tr> <tr> <td colspan="2"> </td> </tr> <tr> <td>Total Rounds</td> <td>17</td> </tr> </table>	Type	Unlimited	Hits:	1 Hit Each			Total Rounds	17										
Type	Unlimited																		
Hits:	1 Hit Each																		
Total Rounds	17																		
Stage Procedure	Build List																		
On audible signal: - From left box engage the Plate Rack with 1 round each. - From middle box engage the Texas Star (and optionally the bonus plates). - From right box engage the Dueling Tree with 1 round each.  <b>BONUS:</b> -3 for taking <u>each</u> bonus plate from middle box <u>after clearing the Texas Star</u> . You may additionally get an <u>extra -4</u> (total) if bonus bonus plates are taken <b>weak hand</b> .	<table border="1"> <tr> <td>Paper Targets</td> <td></td> </tr> <tr> <td>Target Stands</td> <td></td> </tr> <tr> <td>Target Sticks</td> <td></td> </tr> <tr> <td>Swinger</td> <td></td> </tr> <tr> <td>Plate Rack</td> <td>1</td> </tr> <tr> <td>Texas Star</td> <td>1</td> </tr> <tr> <td>Dueling Tree</td> <td>1</td> </tr> <tr> <td>7" Bonus Plates</td> <td>2</td> </tr> <tr> <td>Boxes</td> <td>3</td> </tr> </table>	Paper Targets		Target Stands		Target Sticks		Swinger		Plate Rack	1	Texas Star	1	Dueling Tree	1	7" Bonus Plates	2	Boxes	3
Paper Targets																			
Target Stands																			
Target Sticks																			
Swinger																			
Plate Rack	1																		
Texas Star	1																		
Dueling Tree	1																		
7" Bonus Plates	2																		
Boxes	3																		



## Feb 20, 2019 - DAPS SPLASH BUILD LIST

<b>STAGES:</b>	<b>1</b>	<b>2</b>	<b>3</b>	<b>4</b>	<b>5</b>	<b>Totals</b>	<b>Max</b>
15x24 (big rectangle)	1		3	1		5	8
10x10 (med square)	1	3		2		6	10
6x12 (small rectangle)				0		0	4
12" circle	3	4	3	2		12	12
Small Bonus circle & stand				2		2	8?
7" Bonus circle / stand		1			2	3	4
4.5" Mini circle/stand				2		2	2
Texas Star					1	1	1
Plate Rack					1	1	1
Dueling Tree					1	1	1
Stand Base	5	7	6	5	1	24	33
Stand Feet	10	14	12	10	1	47	70
Shooting Boxes	2	3	7	4	3	19	lots
Shooting Hoops	3	4	5	4		16	lots
Barrels						0	3
Cones						0	2
Poppers				4		4	4

**Rounds by stage:**    17            10            19            24            17  
**Total Rounds:**    **87**